

Printing an Anaesthetic Record

SAAnaesthesia

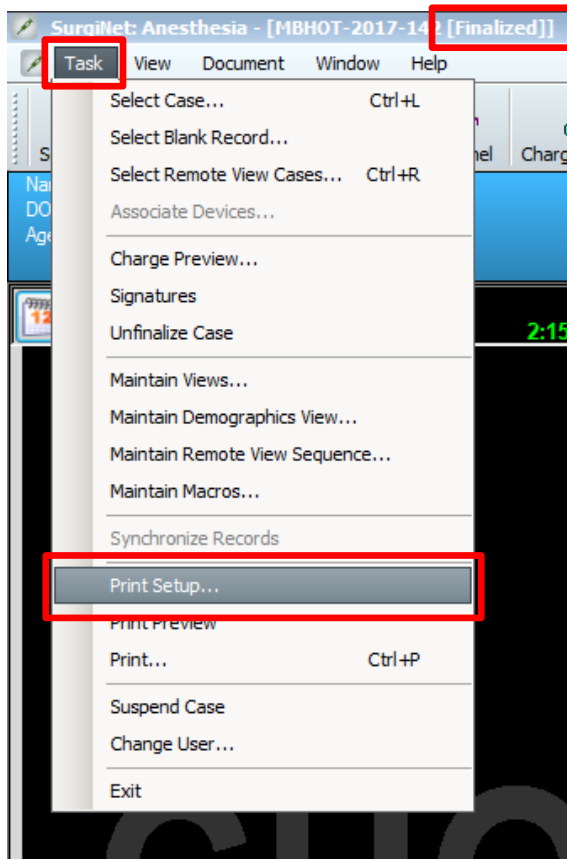
Quick reference guide

Printing an Anaesthetic Record from SAA

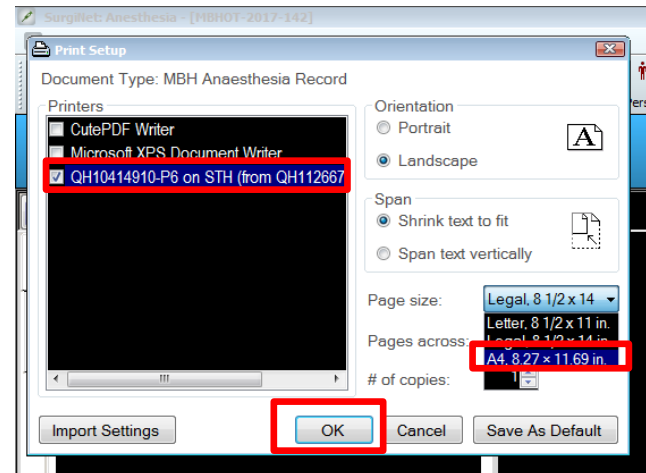
Note: Please ensure that your record is finalised before printing.

Once your Anaesthetic record in SAA is finalised:

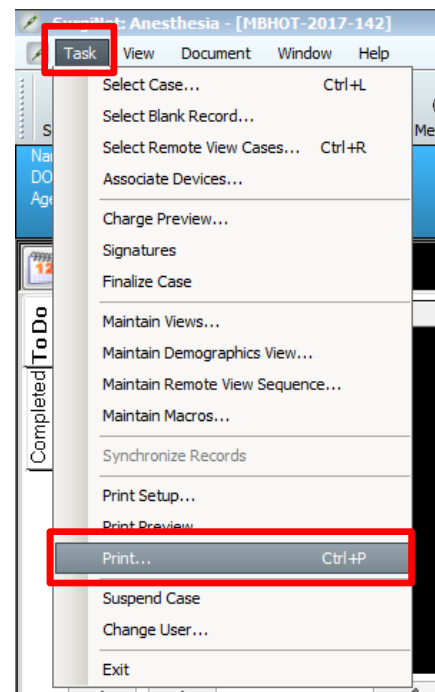
- 1) Click on *Task*, then *Print Setup...*



- 2) Select the printer you want using the tick box and change the *Page size* to A4, then click *Ok*.



- 3) Click on *Task* again, then *Print...*



If the document doesn't print please troubleshoot the printer. If the document still doesn't print please contact 3068 1999.