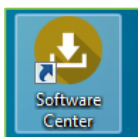


Smart Referrals Workflow Solution (eRefer)

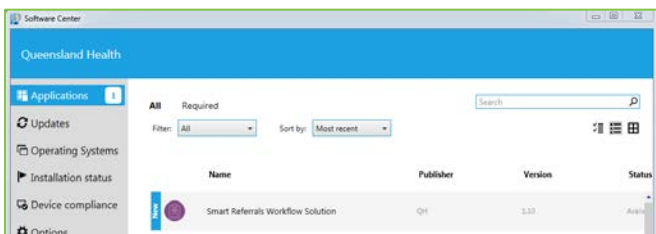
Adding the desktop icon

Smart Referral Workflow Solution (eRefer) – ‘Referral Workflow’ is available as a desktop icon for download from Software Centre if required by completing the following steps.

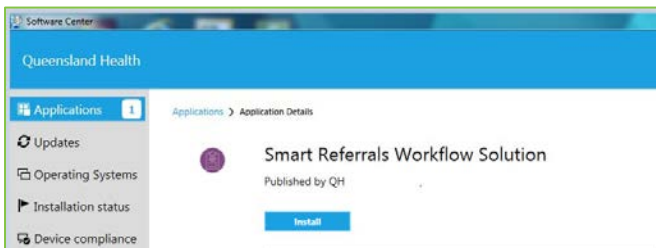
1. Open Software Centre by clicking on the desktop short-cut



2. Click on the Smart Referrals Workflow Solution short-cut

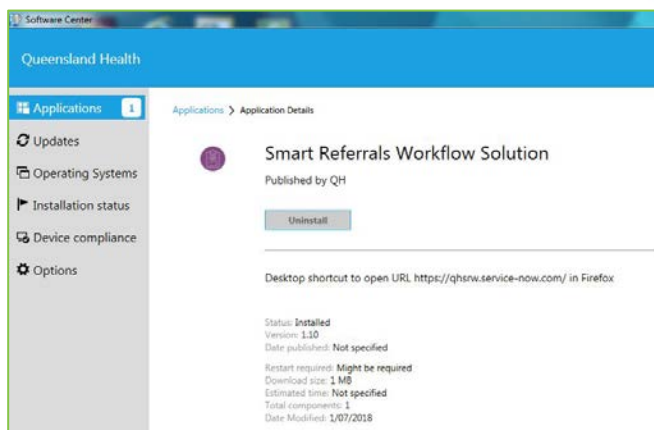


3. Click ‘Install’

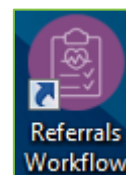


The Smart Referrals Workflow Solution short-cut – ‘Referrals Workflow’ will be downloaded onto your desktop

4. Software Centre will be updated



5. The short-cut will be available on your desktop – Referrals Workflow



How to get help

For support contact the OPD Management team by email at LCCH.OPDManagement@health.qld.gov.au or by calling 3068 1999 (select option 3). Application and technical support can also be accessed through the IT Support Centre 1800 198 175.

