



ieMR Advanced

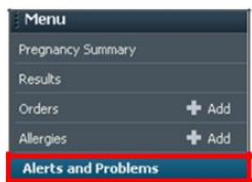
Documenting COVID-19 Diagnosis

Quick reference guide

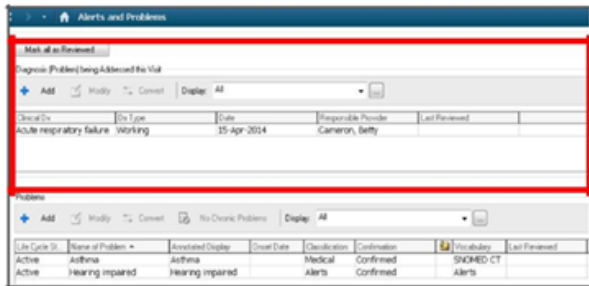
Diagnoses are medical conditions, presenting complaints or working diagnosis being addressed in the **current encounter**. A **Diagnosis** is relevant to the current encounter only. A **Diagnosis** does not carry over to subsequent encounters and can only be viewed from the encounter relevant to the entry. This will be used for data collection purposes for COVID-19 and to inform patient care.

Adding a Diagnoses

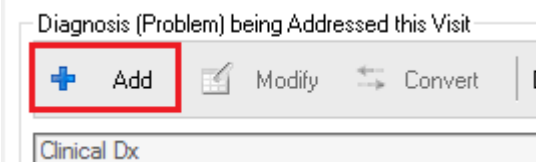
1. Select **Alerts and Problems** from the patient **Menu**.




The top section of the profile page contains all **diagnoses** for the patient's current encounter.



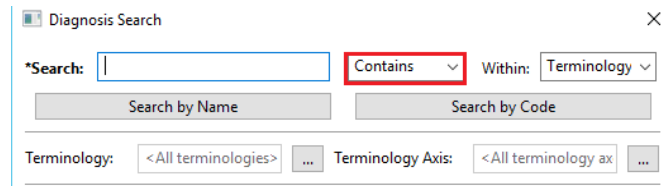
2. Click + Add in the Diagnosis section of the screen



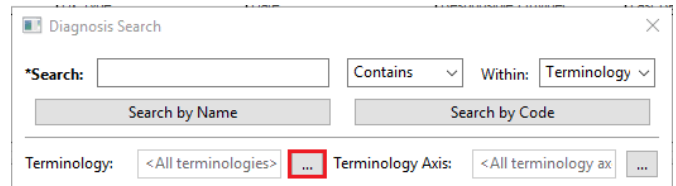
3. Click on the Binoculars



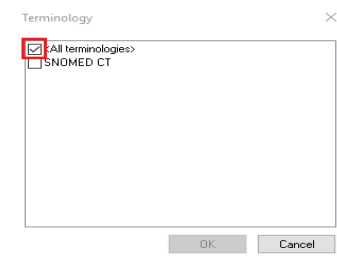
4. Ensure the search type is **Contains**



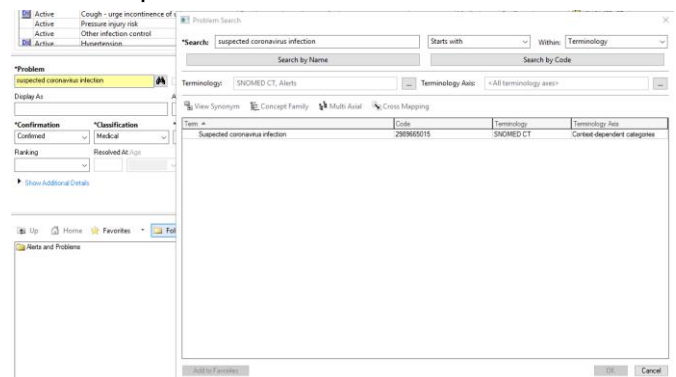
5. Click on the ellipsis next to **Terminology**



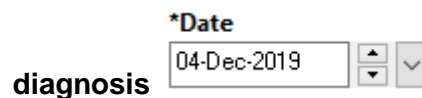
6. Ensure that **All technologies** is ticked then **OK**



7. Search for either:
 - a. Suspected Coronavirus infection
 - b. Coronavirus infection
 - c. Exposure to coronavirus infection



8. Select the correct option and click **OK**
9. Ensure a Date is entered being the **date of**



diagnosis

10. Select

