



ieMR Advanced

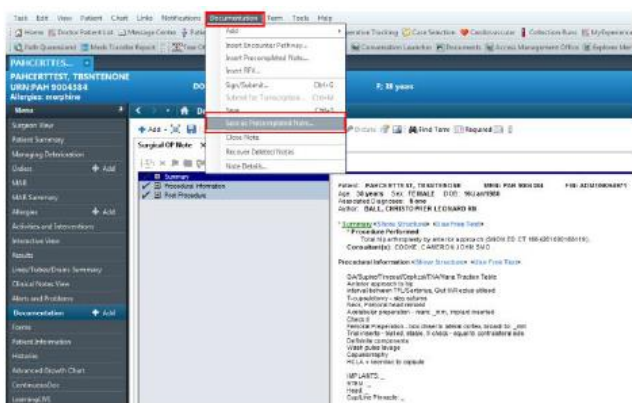
## Surgeon: Creating Precompleted Operation Notes

### SurgiNet

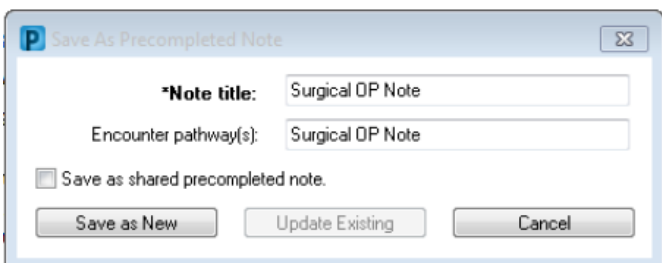
#### Quick reference guide

Future surgical note documentation time can be reduced by utilising *Precompleted Notes* in the Surgical OP Note.

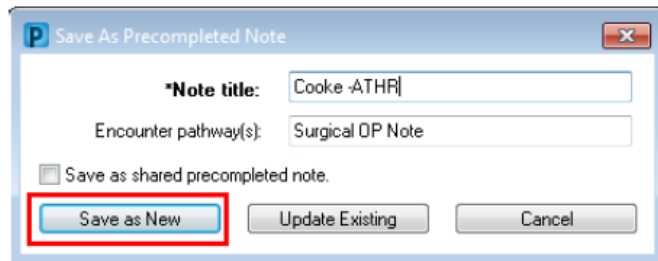
- Once the operation note has enough clinical content that it can be utilised as a *Precompleted Note* > Click > *Documentation* in the tool bar and > Select > *Save as Precompleted Note*.



- Save as *Precompleted Note* window appears.



- Modify the *Note title* to an appropriate description > Click > *Save as New* to complete the process.



**Note:** If changes to a previous *Precompleted Note* were made >Click > Update Existing.

**Note:** Selecting, *Save as shared Precompleted Note*. Will make this note visible to all users allocated the same Role. **This is not recommended.**

- Precompleted Notes* are accessed from the *Add Documentation* landing page >Click > *Precompleted Tab*> Select Relevant Note > Click > *OK*.

