

Skin Integrity Risk Interdisciplinary Plan of Care (IPOC)

Quick reference guide

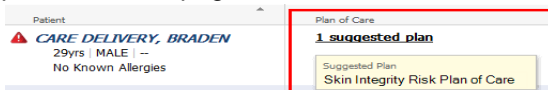
The new and updated *Risk of Skin Integrity Plan of Care* is a multi-phase, goal and intervention driven tool which supports the ongoing assessment and comprehensive documentation of pressure injuries and other wound care.


Initiating the Skin Integrity Risk POC

Upon completing the admission rule tasks, all patients must have the *Skin Integrity Risk Plan of Care* accepted, and the appropriate phase(s) is to be initiated.

Suggested POC's appear on *CareCompass* and the *Orders Page*

1. Click on the suggested plan on *CareCompass* to open the orders page

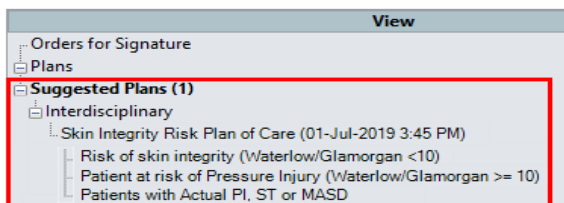


2. Expand the *Suggested Plans* by clicking the plus symbol, select the *Skin Integrity Risk Plan of Care* and click  **Accept**

3. Review and select the appropriate phase based on the patient's Glamorgan score.

+ Add | Document Medication by Hx | Check Interactions

Orders Document In Plan Manage Infusions



4. Determine appropriate goals and interventions **Tick** and **Untick** as clinically appropriate
5. Once the plan is customised click *Initiate Now*
6. To sign, click *Orders for Signature* and *Sign*

The goals and interventions which were initially ordered in the POC may be modified as required. Orders which relate to nursing tasks will land on *CareCompass* for review and action.

Documenting within the plan of care (POC)

Clinical documentation within the POC is separate from the Interactive View documentation associated with pressure injury care and other skin integrity concerns.

1. From the *Orders* screen, click the **document in plan** button

Orders **Document In Plan** Manage Infusions

2. Select the *Skin Integrity Risk Plan of Care*
3. Use the checkboxes and **FREE TEXT FIELDS** to record progress towards the goals and interventions
4. Once the documentation against the assessment is completed, click *Sign*

5. Click *Refresh*  0 minutes ago

Discontinuing the Skin Integrity Risk POC

The Skin Integrity Risk Plan of Care may be discontinued when no longer required.

1. From the *Orders* screen, right-click on the words, *Skin Integrity Risk Plan of Care* and select *Discontinue*
2. A pop-up window will appear with active orders that are attached to the POC. Review the orders to ensure that all orders are appropriate to be discontinued. Should an order be appropriate to remain place a tick in the keep column. Click **OK**
3. Click *Sign* to confirm the discontinue action.

Click *Refresh*  0 minutes ago

