

## Retrospective Documentation- MET & CODE BLUE

### Care Delivery

#### Quick reference guide

Documentation during **MET & CODE BLUE** events will remain on the paper Medical Emergency Record.

At the conclusion of the **MET & CODE BLUE** event the following will be retrospectively documented into ieMR:

- Medications.
- Fluids.
- Blood Products.

The paper **Medical Emergency Record** will be filed into the patient's **CEC** and scanned into ieMR as per current process.

Delegation of prescription and administration documentation into ieMR will be done during the **MET & CODE BLUE Stand Down Checklist**.

### Retrospective Medication and Fluid Ordering

The **Medical Team Leader** (or delegate) will prescribe medication and fluid orders into ieMR and backdate the time to reflect the administration time recorded on the paper **Medical Emergency Record**.

The **Drug Nurse/Clinician** who administered the medications and fluids will sign the **performed by** section and backdate the time to reflect the administration time recorded on the paper Medical Emergency Record.

The **Drug Nurse/Clinician** who prepared/doubled checked the medications and fluids will enter the **witness details** into ieMR.

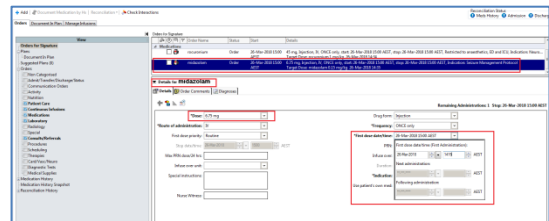
If at the time of retrospective documentation the **Drug Nurse/Clinician** is unable to enter **witness**

**details** – a comment will be added stating who the medication or fluid was double checked with.

### Retrospective Medication & Fluid Ordering Steps

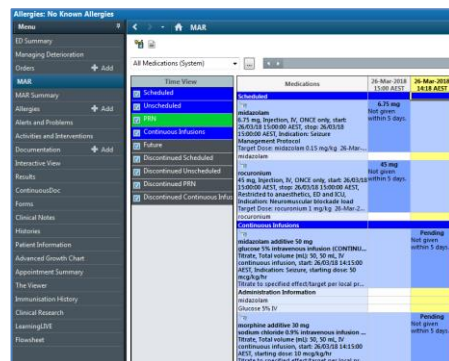
#### Medical Officer

1. **Retrospectively orders** medications and fluid administered during the resuscitative event.



2. **Navigates** to the **MAR**.

Review all the medications and fluids are **visible** on the MAR.



3. Review **Allergies**.

Reverse **Allergy check** and **Mark as reviewed**.

### Medication & Fluid Preparation and Administration Steps

#### Drug Nurses/Clinician

1. Nurse/Clinician who **administered** the medication logs into **ieMR**.
2. Review **Allergies**.

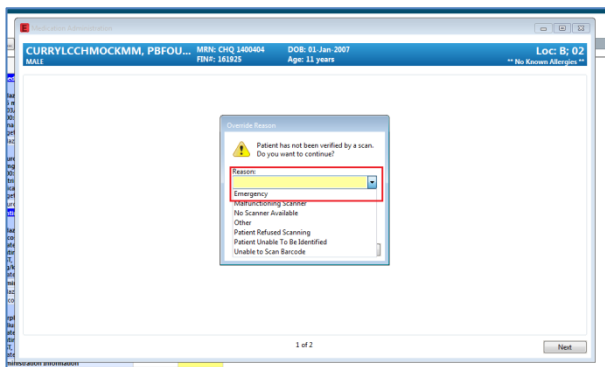




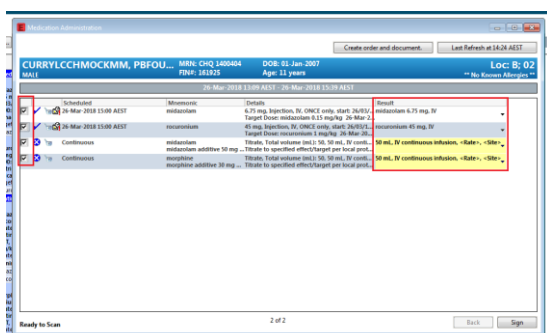
ieMR Advanced

Reverse Allergy check and Mark as reviewed.

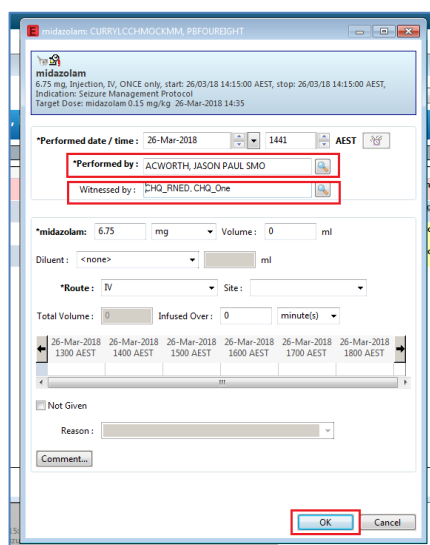
3. Navigates to MAW. Selects Emergency reason for unable to scan wristband.



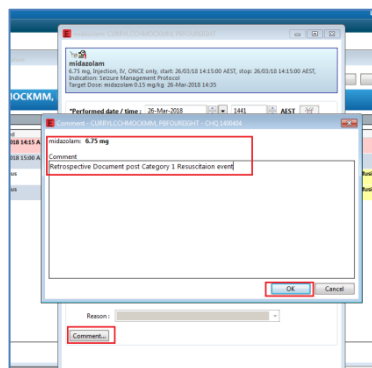
4. Select the checkbox(s) of the medications to be retrospectively documented.



5. Click on the result column on the R) hand side of the page - the medication administration window will open.
6. Verify that the order details are correct.
7. Sign the performed by section.
8. If second Nurse/Clinician is present who checked the medication or fluid - enter name into the witnessed by section.



9. If second Nurse/Clinician who checked the medication or fluid is not present - enter a comment "checked by \_\_\_\_\_".



10. Click OK - The system will ask for witnessed by signature if entered - enter and click OK.
11. Click Sign - performed by Nurse/Clinician signs.
12. Click Refresh.

