

PowerTrials – locate research documentation

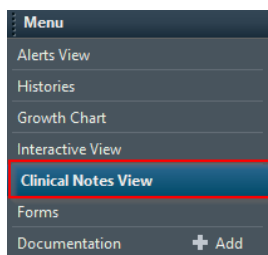
Quick reference guide

Any documentation made in the patient's chart by the Research team can be found within its own folder in [Clinical Notes View](#).

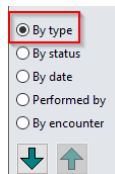
When a patient is on a Clinical Trial, the patient will have the words [Clinical Research: On Study](#) in the blue banner bar.

Note: The banner bar alert will only be displayed if the research study has been built in PowerTrials – the research component of ieMR.

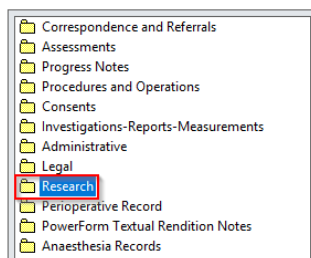
1. To view documentation related to research, click on [Clinical Notes View](#) in the menu.



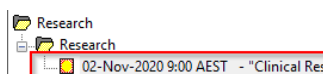
2. Ensure [By type](#) is selected.



3. Double click on the [Research](#) folder to find documentation related to research.



4. Double click on a document to view. The note will display on the right view pane.



Note: Notice that the note [Title](#) also identifies it as a Research document using the naming conventions: [Reason](#) – [Team](#) – [Role](#) (e.g. [Research](#) – [Protocol Mnemonic](#) – [Role](#))

The banner bar alert [Clinical Research: On Study](#) is a hyperlink.



5. Left-click on the hyperlink to open the clinical research window, which displays information regarding the patient's previous and current involvement in clinical studies.