

ieMR Advanced

PowerTrials: PPM – Log In/Out

Quick reference guide

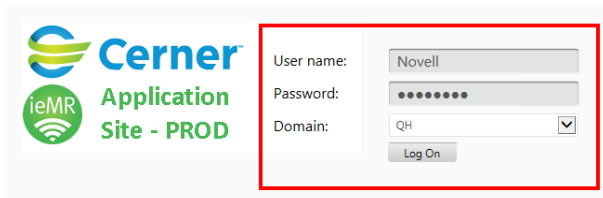
Patient Protocol Manager (PPM) is primarily used to electronically enrol and manage participants in a research project that has been configured using POM. It allows for patients from any hospital facility to be enrolled into research projects. This will allow for collaboration among various hospitals for larger multi-site studies.

Logging In

1. Double click on the *ieMR* icon on the desktop




The *Cerner* login window will open.



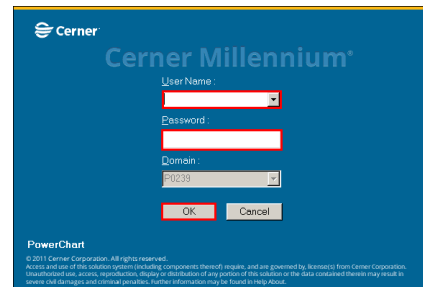
2. Enter your *Novell User ID* as the User Name
3. Enter your *Novell password*
4. Select *QH* from the *Domain* drop down menu
5. Select *Log On*

The *Applications* screen will display.



6. Click the *PPManager* icon

The *PPManager* login window will open.



7. Enter your *Novell User ID* as the User Name
8. Enter your *Novell password*
9. Select *OK*

The *PPManager* home screen window will open.

Logging Out

To ensure data security, it is critical that staff log out of *PPM* upon completion of a session.

1. Click *Task* in the menu bar
2. Click *Exit*

