


















PowerChart icons







Quick reference guide

Orders icons	
	Active order – you can click on the tick to quickly discontinue this order
	Inactive order – this order has been discontinued
	Favourites folder
	Indicates that the order has an associated comment
	Reference Text- Indicates that reference information is associated to the order.
	Order waiting verification by pharmacist
	Order rejected by pharmacist
	Indicates an ambulatory order when orders are grouped by clinical category or order start date
	Order Details Not Complete - Indicates that there are required order details that have not been completed for the orderable. You can click on this icon and will be directed to the incomplete details
	Next missing required detail – switches to the next detail
	Dose Calculator - Launches the dose calculator.
	Taper dosing – Launch the taper dose window to increment/decrement the dose in a linear mode. Only works for inpatient orders
	High alert medication – Medication is associated with a high level of risk when prescribed for





	example chemotherapy
	Physician Cosign- Indicates that physician cosign is required for the order
	Review schedule – the schedule for this order should be reviewed as doses may be too close
	Nurse Review- Indicates that a nurse has not reviewed the new order
	Non-LAM medication



Order type icons

	Documented home medication
	Ambulatory order – order for administration in an outpatient clinic
	Indicates an inpatient order when orders are grouped by clinical category or order start date
	Order from a discharge script
	Indicates that the order is part of a PowerPlan
	Care Sets- Indicates a care set orderable.






Order reconciliation icons

	Continue medication order as an inpatient order
	Create a new discharge prescription








	Do not continue order
	Order not reconciled – decision to continue/not continue has not yet been made







Order set/PowerPlan icons

	Merge view – Show other orders for the patient in the order set window
	Initiate – initiate a PowerPlan
	View excluded components – Show the orders which haven't been ordered from the Powerplan
	Add to phase – select the icon to add an order to the current phase of the PowerPlan
	Indicates a note in a PowerPlan








Medication administration icons

	Overdue task
	Order waiting verification by pharmacist
	Order rejected by pharmacist
	Priority/urgent task
	Order Details Not Complete - Indicates that there are required order details that have not been completed for the documentation.










	Additional charting elements – Click on the icon to complete eg. Pain score, BGL
	Task ready
	Interval warning – indicates the system was unable to evaluate the medication interval
	Inactive order
	Order has reached it's scheduled end
	Task due NOW







Interactive icons

	Sign documentation
	Cancel documentation
	Select to create a dynamic group
	Clinical Calculator - Launches a clinical calculator.
	Collapse/Expand Navigator
	Spit window – use to split iview into 2 segments so results from 2 different bands can be displayed
Blue text	Hyperlink – select to read reference text
	Conditional field trigger – indicates that the field contains reference material



	Conditional - field
	Collapse/Expand
	Flag – the charted result has been flagged
	Comment – icon in the top right corner of the cell indicates that the cell has comments attached. Hove over the cell to view the comments
	Modified - indicates that the charted result has been modified
	Insert date/time - click to insert a new column
	Customise view: use to customise the iview bands to individual preferences













CareCompass icons

	View new results and order
	New urgent order/critical result
	Patient Care Activity
	Assessment Activity
	Medication Activity
	Other Activity











	Help
---	------

Other PowerChart icons

	Managing deterioration - Rapid response Criterion Present
	Managing deterioration - Clinical Review Criterion Present
	Alert Suspended
	Change task Documentation Time
	No items Found
	Outcomes/goals in interdisciplinary plans of care
	No Quality Measures Met
	At least One Quality Measure Met
	All Quality Measures Met
	Immediate priority
	Filter Collections
	Rotate Left



	Rotate Right
	Inpatient Orders
	View Excluded Components
	Chevron
	Non-Critical New Information
	Critical Results
	High Risk Alert
	Isolation/Cytotoxic precautions

