




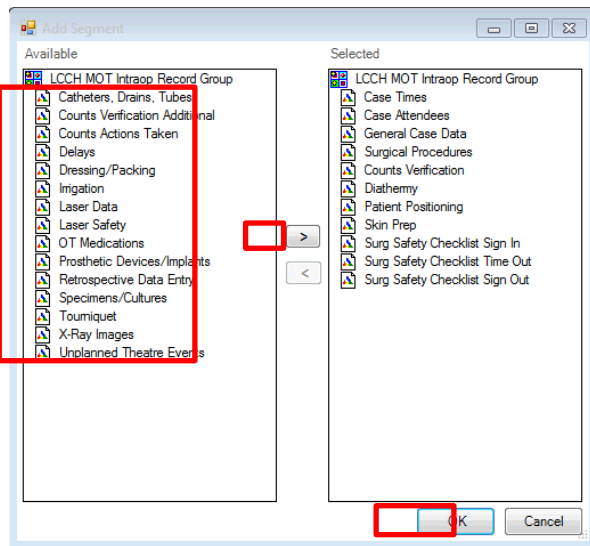
ieMR Advanced

Perioperative: intraoperative – add/discontinue a segment

Quick reference guide

To Add a Segment

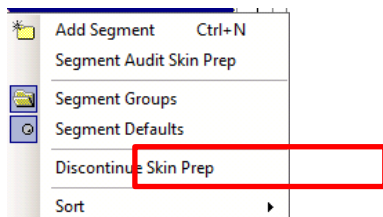
1. Click on the **new folder** icon  in the Perioperative tool bar.
The **Add Segment** window will open.
2. Select required segment from the **Available** column and use the **>** to move it into the **Selected** column on the right.



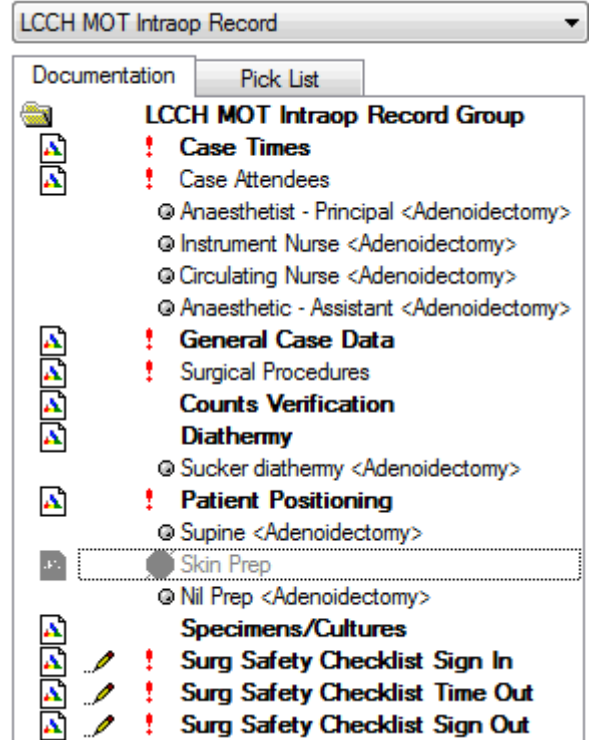
3. Select **OK**.

To Discontinue a Segment


1. Right click on the segment you wish to discontinue.



2. Select **Discontinue LCCHMOT –** (whichever segment you wish to Discontinue).



The **Segment** will now be discontinued.

Note: this process is only for discontinuing segments that are not mandatory (they do not have the  red exclamation mark). If discontinuing a mandatory segment the user will be required to apply a reason for discontinuing the segment.

