



ieMR Advanced

## Nursing Tasks LCCH – saving and ordering plan

### Care delivery

### Quick reference guide

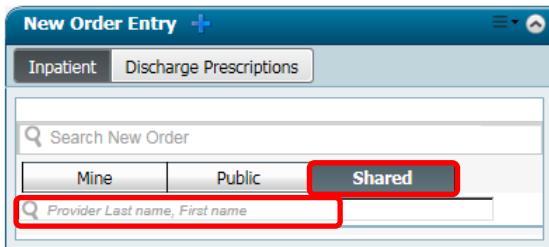
**Note:** Nursing Tasks LCCH is a group of tasks comprising of mandatory daily assessments for nurses to order during a patient's admission process. Once the order has been saved as a favourite by the nurse, it will be accessible to be ordered for individual patients.

### Saving Plan

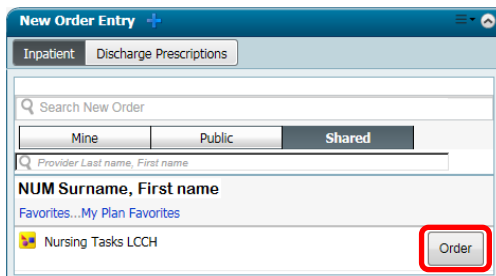
- To access the saved orders of another clinician, open a patient chart to the *Patient Summary* Page
- Navigate to *Discharge* tab
- Locate *New Order Entry* widget. Expand this widget using the down arrow



- Select *Shared* button
- Enter name of the Nurse Unit Manager in search field.

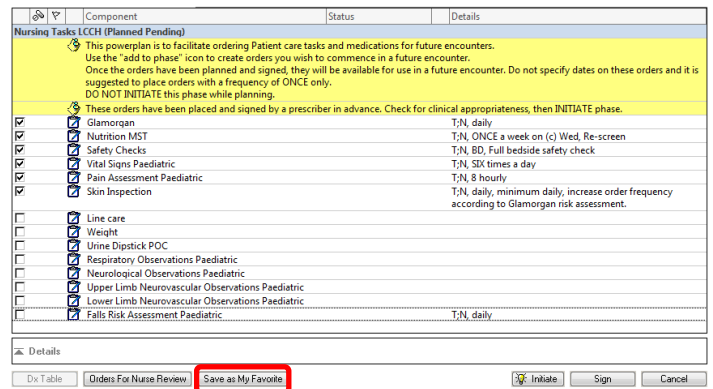


- Select *My Plan Favourites*
- Select *Order* button next to *Nursing Tasks LCCH*



- Click green *Orders for Signature* button in the top right-hand corner
- Click *Modify* button

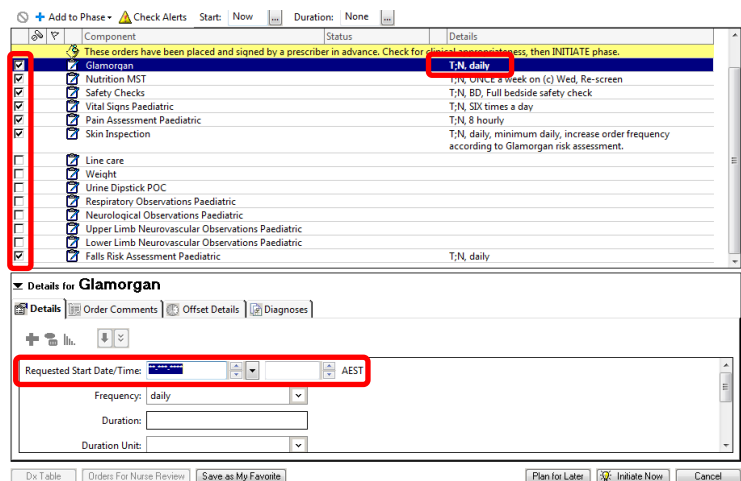
## 10. On the orders page select *Save as My Favourites*



- Select *Cancel*.
- Or continue to place the order for this specific patient > continue from step 3 in Ordering Plan section below

### Ordering Plan

- Repeat previous steps 1 – 3
- Repeat previous steps 6 – 9
- Review orders:
  - Tick or untick orders required
  - Modify requested *Start Date/Time* - right click over details of each order to bring up *Order Entry Field* > enter date and time for task to fall on *Care Compass*



**Note:** Orders that are pre-ticked are minimum requirements

- Select *Initiate Now* > *Order for Signature* > *Sign*

