



ieMR Advanced

# Continuous infusions: NIKI pump (subcutaneous infusion) – discontinuing the infusion

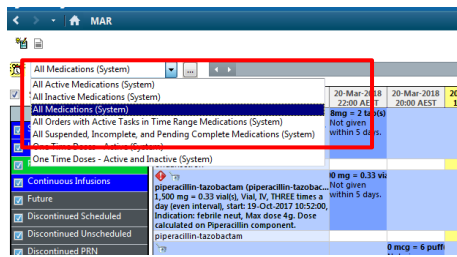
## Medication Management

### Quick reference guide

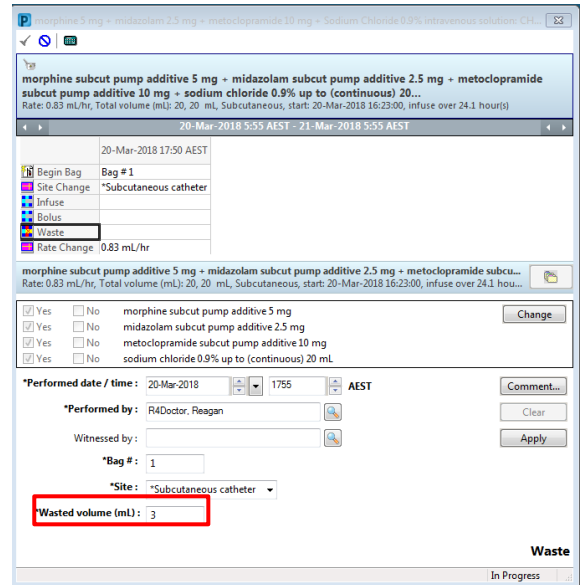
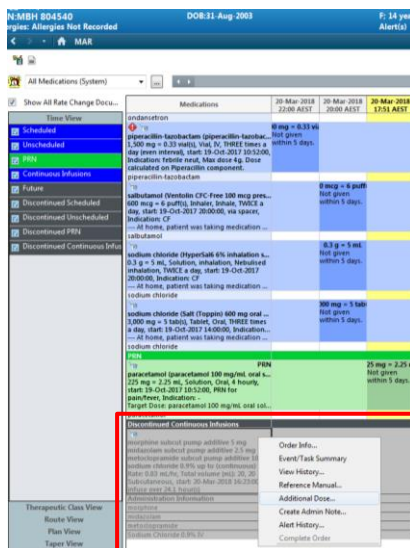
#### Discontinued Infusion

1. Click **MAR** from the **Menu**.
2. Locate the **discontinued infusion** in the **Discontinued Continuous Infusions** section.

**Note:** Ensure the MAR filter is set to All Medications (System).



3. Right Click on the order and select 'Additional Dose'.



4. Select **Waste** and enter the volume being discarded as identified on the syringe driver in the 'Wasted volume (mL)' field.
5. Type the witness' last name in the 'Witnessed by' field.
6. Click **Apply** and enter the witness' password in the verify user window and select the green tick.
7. Refresh the **MAR**.
8. Select **Interactive View** from the **Menu**.
9. Navigate to the **Paediatric Lines- Devices** band.
10. Right click on the Dynamic Group heading for the discontinued infusion and select **Inactivate**.

