

## MyExperience user console

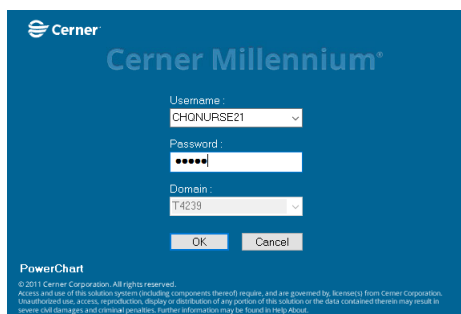
### Care Delivery

#### Quick reference guide

**MyExperience User Console** allows users who are working in various positions to switch between positions in the **PowerChart**. For example, a Registered Nurse may switch between Registered Nurse and Registered Nurse – Emergency. A cardiologist may switch between Emergency, Surgeon and other available positions for their role.

#### To switch between available positions:

1. Log in to **PowerChart** with your Novell user name and password.



Cerner Millennium

Username:  
CHONURSE21

Password:  
\*\*\*\*\*

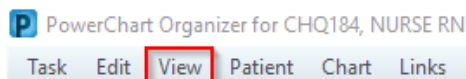
Domain:  
14239

OK Cancel

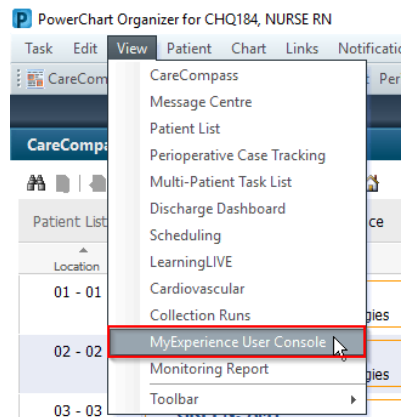
PowerChart

©2011 Cerner Corporation. All rights reserved. Access and use of this solution system (including components thereof) require, and are governed by, licenses from Cerner Corporation. Unauthorized use, access, reproduction, display or distribution of any portion of this solution or the data contained therein may result in severe civil damages and criminal penalties. Further information may be found in Help>About.

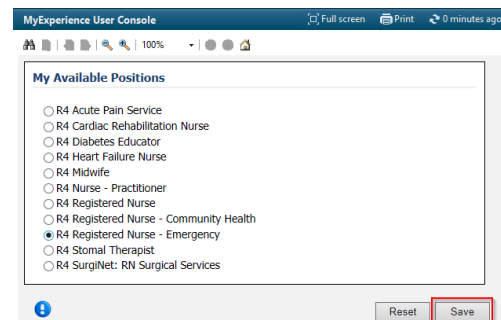
2. The default opening destination in **PowerChart** is based on the most recent position of the user; for example, for a Registered Nurse will open in Care Compass, Registered Nurse – Emergency will open in FirstNet. For a Cardiologist the **PowerChart** will open on Message Centre.
3. Click **View** from the task bar.



4. Select **MyExperience User Console** from menu



5. Select the new position from available on the list.



MyExperience User Console

Full screen Print 0 minutes ago

My Available Positions

R4 Acute Pain Service  
 R4 Cardiac Rehabilitation Nurse  
 R4 Diabetes Educator  
 R4 Heart Failure Nurse  
 R4 Midwife  
 R4 Nurse - Practitioner  
 R4 Registered Nurse  
 R4 Registered Nurse - Community Health  
 R4 Registered Nurse - Emergency  
 R4 Stomal Therapist  
 R4 SurgiNet: RN Surgical Services

Reset Save

6. Click **Save**.
7. You **must log out** of **PowerChart** for the position change to take effect.
8. Click **Log Out**.

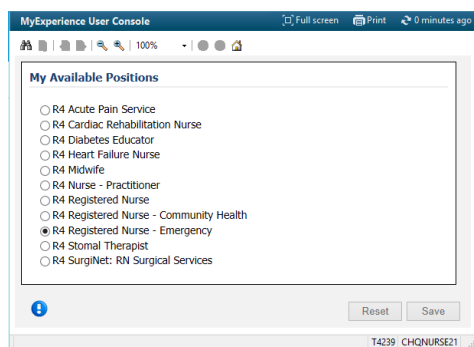
Save Changes

**i** You must log out of PowerChart from this window for the position and/or MPages changes to take effect

Log out now to make the position and/or MPages change occur or cancel to continue working in PowerChart with the current user settings

Log out Cancel

9. Log in again to **PowerChart** as per usual.
10. The **PowerChart** opens on the Landing Page of the new role and the **My Experience User Console** will be changed to the new role.
11. To check which role you are currently logged in click **MyExperience User Console**.



You can toggle between available roles at any time.

PowerChart will always open in the most recent position selected.

**Note:** After every change of the position from the [My Experience User Console](#) you will have to log out of Power Chart to see the effect

**Note:** Doctors who are not primarily in the ED Doctor User Group will not be able to see ED Launch Point even when assigned to the ED Doctor position.

