



ieMR Advanced

Medication reconciliation – discharge

Medication Management

Quick reference guide

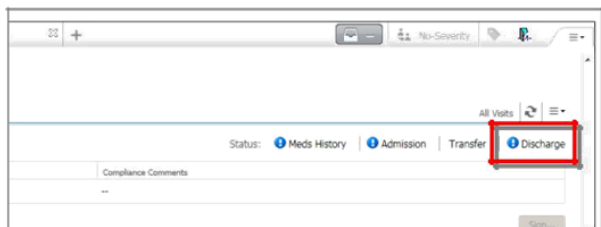
The **Discharge Reconciliation** is the process of determining which inpatient medications are to be ceased or continued as Home Medications or Prescriptions after the patient has discharged.

It also audits the data in the chart to ensure that the chart is accurate and up to date.

Discharge Reconciliation allows for inpatient medication orders to be quickly converted into home medications.

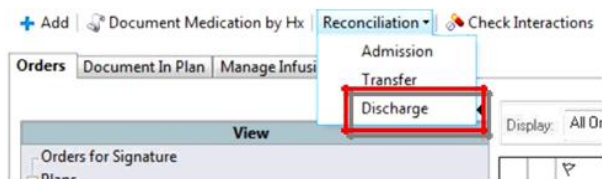
Discharge Reconciliation can be completed from **Doctor View**, **ED Doctor mediWorkflow** or **Orders** in the patient chart.

1. Navigate to the **Home Medications** section and click the word **Discharge** in the top right hand corner of the screen.

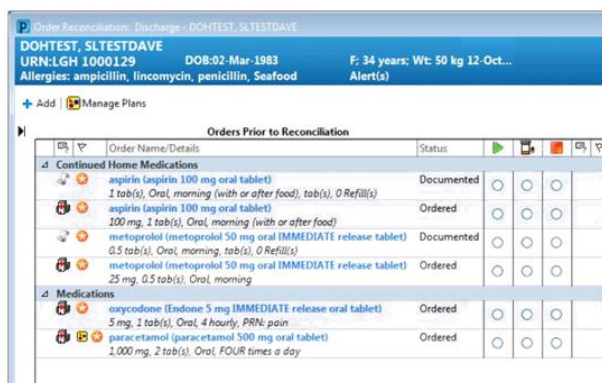


OR

2. Navigate to the **Orders** screen and click the word **Reconciliation** and choose **Discharge** from the drop down menu.



The **Discharge Medication Reconciliation** window will display.





3. All the previously **Documented Home Medications** orders (prior to discharge) are listed on the left of the window, as indicated by the **scroll icon**.
4. If no prescription is required, details for home medications can also be modified by **right clicking** on the desired home medication and selecting **modify** from the dropdown menu. The “create new Rx radio button” will appear to be selected, but will show a status of **‘Modify’**.







Note: Discharge doses of warfarin and insulin should be documented in special instructions.




5. All **inpatient medication** orders are listed on the left of the window, as indicated by the hospital icon .
6. All items **yet to be reconciled** appear with an orange asterisk icon .


Orders Prior to Reconciliation			
Order Name/Details	Status		
Continued Home Medications			
 aspirin (aspirin 100 mg oral tablet) 1 tab(s), Oral, morning (with or after food), tab(s), 0 Refill(s)	Documented	<input type="radio"/>	<input type="radio"/>
 aspirin (aspirin 100 mg oral tablet) 100 mg, 1 tab(s), Oral, morning (with or after food)	Ordered	<input type="radio"/>	<input type="radio"/>
 metoprolol (metoprolol 50 mg oral IMMEDIATE release tablet) 0.5 tab(s), Oral, morning, tab(s), 0 Refill(s)	Documented	<input type="radio"/>	<input type="radio"/>
 metoprolol (metoprolol 50 mg oral IMMEDIATE release tablet) 25 mg, 0.5 tab(s), Oral, morning	Ordered	<input type="radio"/>	<input type="radio"/>
Medications			
 oxycodone (Endone 5 mg IMMEDIATE release oral tablet) 5 mg, 1 tab(s), Oral, 4 hourly, PRN: pain	Ordered	<input type="radio"/>	<input type="radio"/>
 paracetamol (paracetamol 500 mg oral tablet) 1,000 mg, 2 tab(s), Oral, FOUR times a day	Ordered	<input type="radio"/>	<input type="radio"/>

7. From this window, there are three options:
 - a. **Convert/continue** the selected order to a home medication by selecting the radio button(s) in the **Continue** column .
 - b. Convert the selected order into a **prescription** by selecting the radio button(s) in the **Create New Rx** column .
 - c. **Discontinue** the selected order by selecting the radio button(s) in the **Stop** column .
8. New orders for **discharge prescriptions/home medications** can be added by using the **Add** button  **Add**.

Note: If a patient's home medication has not been modified throughout the course of the admission, it is best to 'continue' the home medication or convert to Rx and **cease the related inpatient medication order**.

Order Name/Details	Status			
Continued Home Medications				
 aspirin (aspirin 100 mg oral tablet) 1 tab(s), Oral, morning (with or after food), tab(s), 0 Refill(s)	Documented	<input checked="" type="radio"/>	<input type="radio"/>	<input type="radio"/>
 aspirin (aspirin 100 mg oral tablet) 100 mg, 1 tab(s), Oral, morning (with or after food)	Ordered	<input type="radio"/>	<input type="radio"/>	<input type="radio"/>

9. To create a **prescription** during discharge reconciliation:
 - a. Under the **Create New Rx** column , select the radio button adjacent to the corresponding order you wish to create a prescription for.
 - b. Left click on the newly created prescription order and navigate down to the **Order Entry Field**.

Order Name/Details
 metoprolol (metoprolol 50 mg oral IMMEDIATE release tablet) 0.5 tab(s), Oral, morning, tab(s), 0 Refill(s) < Notes for Patient >

- c. Click the **PBS** tab.

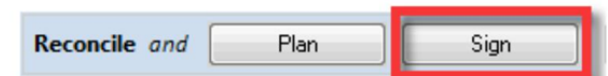



- d. Click on the appropriate **PBS code**. The PBS amount will populate the **dispense quantity** field in the **details** tab.

Note: If a prescription has a restriction, the criteria will appear on the line next to the PBS code

PBS Code	Section	Form/Strength	Quantity	Repeats	\$
System Listed PBS Items					
1324Q	GE	METOPROLOL TARTRATE Tabl...	100	5	\$13.65

10. Once all details have been completed, click **Sign** and enter password. Scripts will print out of the allocated PBS printer.



11. If all medications have been reconciled, a green tick icon will appear next to 'Discharge' in the reconciliation status taskbar. If items have not been reconciled, an  icon will appear instead.

