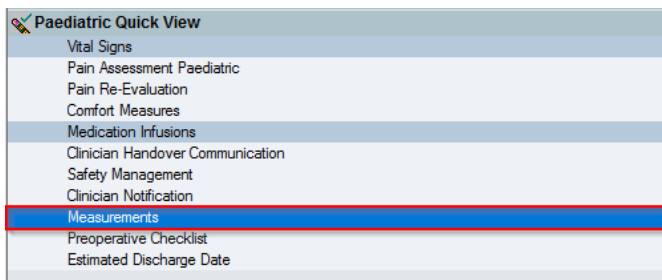


Interactive view – calculate body surface area (BSA)

Care Delivery

Quick reference guide

1. Navigate to **Interactive View** from the **Menu**.
2. Select **Paediatric Quick View**.
3. Select **Measurements**.

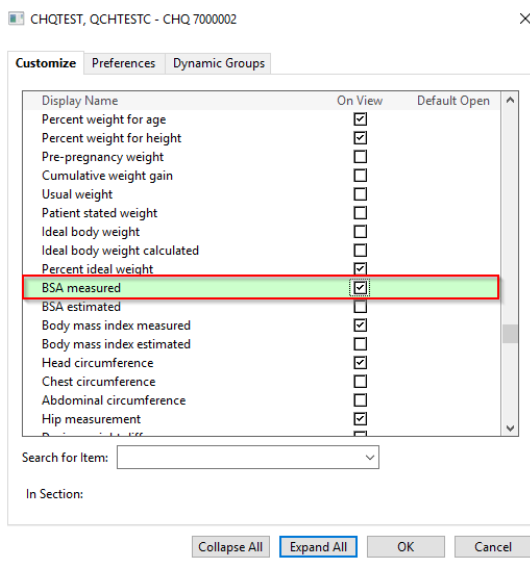


4. Select the **lipstick icon**  to customise the list.

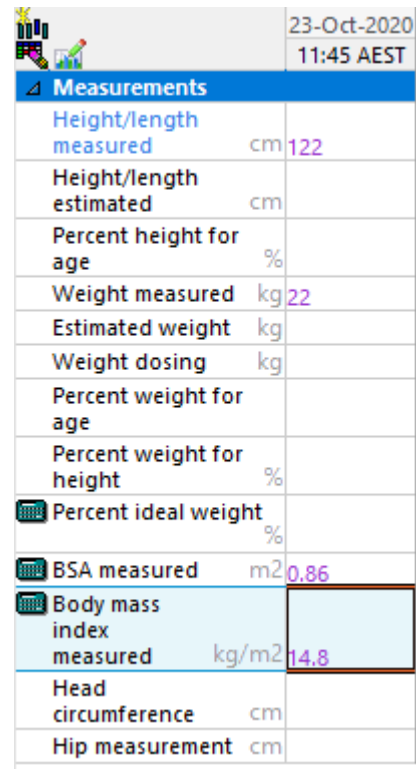
Note: Clicking **Collapse All** to collapse all fields (this will make it easier to search for headings).

Collapse All

5. Select the **BSA measured** field to place it on view.



6. Select **OK** and the **BSA measured** field will populate to within the Measurements section of iView.
7. Enter the height and weight into iView measurements band.
8. **Double click** in the **BSA measured** – the result will populate in purple writing.



		23-Oct-2020 11:45 AEST
Measurements		
Height/length measured	cm	122
Height/length estimated	cm	
Percent height for age	%	
Weight measured	kg	22
Estimated weight	kg	
Weight dosing	kg	
Percent weight for age		
Percent weight for height	%	
Percent ideal weight	%	
BSA measured	m ²	0.86
Body mass index measured	kg/m ²	14.8
Head circumference	cm	
Hip measurement	cm	

9. Select the **green tick**  to verify.