



ieMR Advanced

Initial clinical handover and primary survey documentation – FirstNet

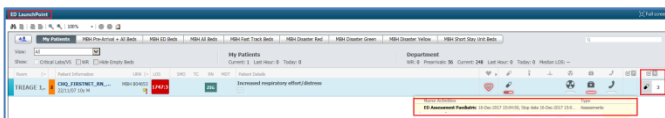
Quick reference guide

On completion of Triage the ED Assessment task is “fired” automatically. This replaces the 1st page of CEWT. Depending on age either the **ED Assessment Paediatric** (<16 years) or **ED Assessment Adult** (> 16 years) will display and include:

- The **Initial Clinical Handover**,
- **Primary Assessment** and
- Other **systems** assessment documentation.

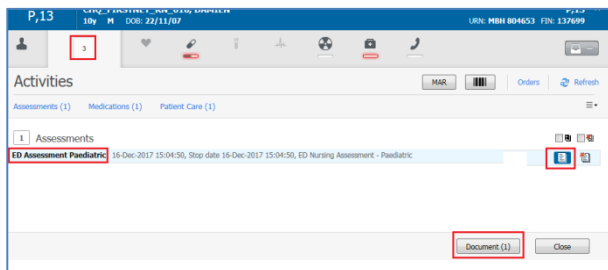
Documenting Assessments

1. The ED Assessment task is “fired” automatically and will display in the **Nurse Activity** in column on **LaunchPoint**.



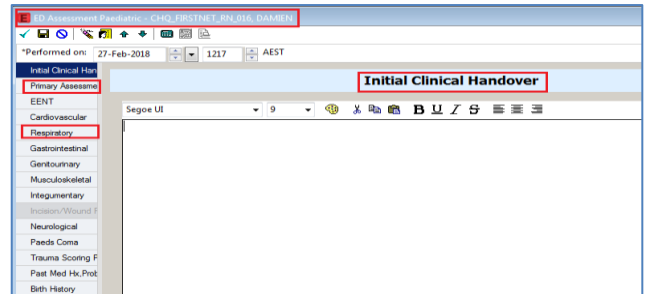
2. Clicking on the number will redirect the nurse to **LaunchPoint Summary – Activities**.

Click on the Ed Assessment Paediatric document icon and click **document**.



3. The **ED Assessment** window displays where the user can enter information relating including the **Initial Clinical Handover**, **Primary**

Assessment and other clinical systems e.g **Respiratory**




4. **Initial Clinical Handover** replaces the Presenting Problem section on the ED CEWT chart

Document the **information** provided by parents/QAS/QPS etc and any recent medical hx related to presenting illness.

5. Click on the **Primary Assessment** tab and document Primary Assessment sections, this replaces the remaining front page of the CEWT chart



6. The clinician also can document against any other clinically relevant tabs if appropriate
7. Once necessary **Assessment** information is complete, click the green tick  to **Sign** the form and to return to the **ED Tracking List**
8. **Ed Assessment Paediatric** will disappear from the **Activities** column and appear as a completed task in the Patient care screen

Re-order	Order	Date/Time	Ordered By	Status	Favorites
<input type="checkbox"/>	ED Assessment Paediatric	16/12/17 15:04:50	SYSTEM SYSTEM	<input checked="" type="checkbox"/>	Bladder Scan Blood Glucose Monitoring DPC

