




ieMR Advanced

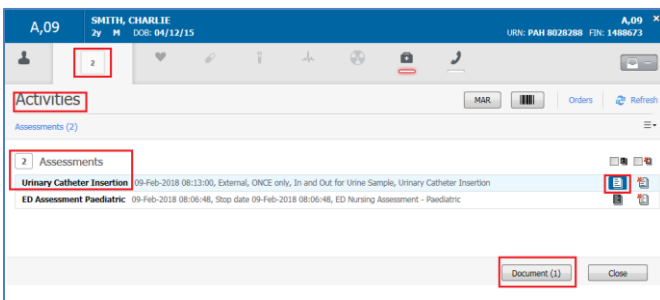
## FirstNet – in and out catheter task for WTU

### Quick reference guide

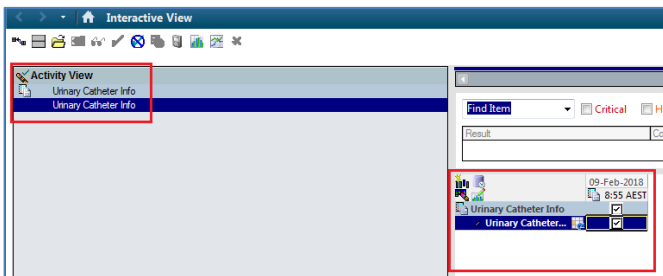
1. Navigate to LaunchPoint **Nurse Activities** and click on the **number**.



2. This will open in **LaunchPoint Summary** and the **Activities** section.
  - a. Select the **Urinary Catheter Insertion** task
  - b. The document button  and
  - c. Document (1)



3. This will navigate to **iView** and you will see the task in the **Activity View** navigator band.

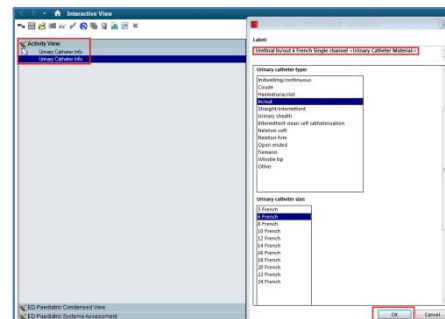



4. A Dynamic Group process will need to be completed to capture the In Out catheter details.



5. Click on the Rubik cube icon. The Dynamic group screen will display Enter details e.g
  - a. **Urethral**
  - b. **In/Out**
  - c. **6 Fr**

Click **OK** documentation.



6. Enter details into the **clinically appropriate** cells. Click  to sign off your documentation.

