



ieMR Advanced

## Favourites – saving orders (nursing)

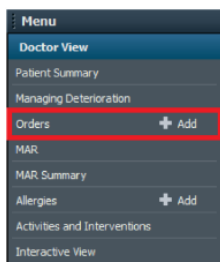
### Care Delivery

#### Quick reference guide

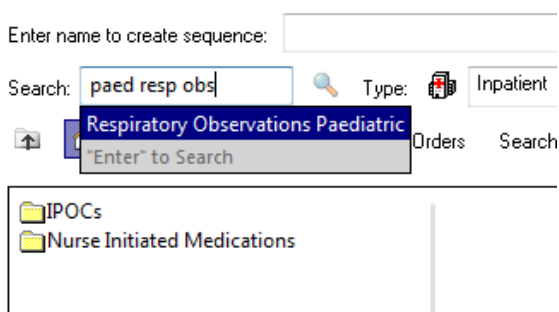
Patient care orders can be added to a user's favourites folder using the steps below.

**Note:** The item will only be favourited to the encounter type (e.g. inpatient or outpatient) at the time of adding as a favourite.

1. Log in to **PowerChart**.
2. Click **Orders** from the **Menu**.

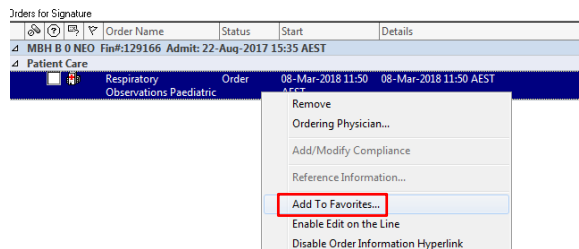


3. Click **Add**.
4. Search for the order that you wish to add to favourites.

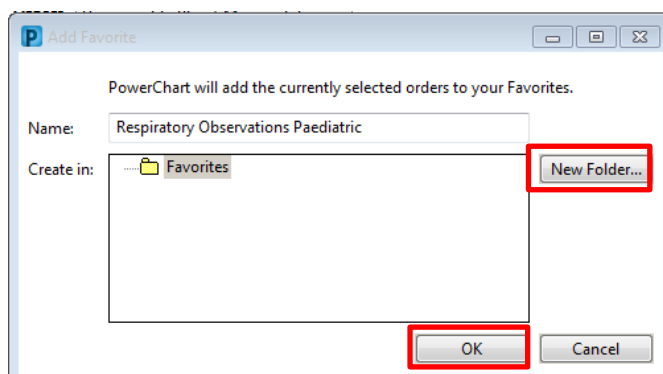


5. Select the appropriate order / order sentence / plan of care.
6. Select **Done** on the orders window.

7. Right click on the order you would like to save and select **Add to Favourites...**



8. Select the **Favourites** folder OR use the **New Folder** button to create a new folder e.g. "Favourite Patient Cares" and click **OK**.



9. Select **OK**.
10. Continue placing the order as per usual process.
11. Next time you go to place an order, click the **star** icon to view favourites – you can then easily select this order.

