



ieMR Advanced

Favourites – saving orders (medical)

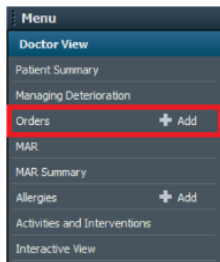
Care Delivery

Quick reference guide

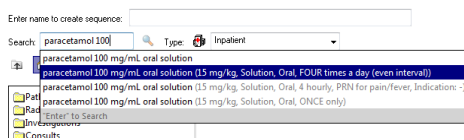
Orders can be added to a user's favourites folder using the steps below.

Note: The item will only be favourited to the encounter type (e.g. inpatient or outpatient) or medication order type (home medication or inpatient medication etc) at the time of adding as a favourite.

1. Log in to **PowerChart**.
2. Click **Orders** from the **Menu**.

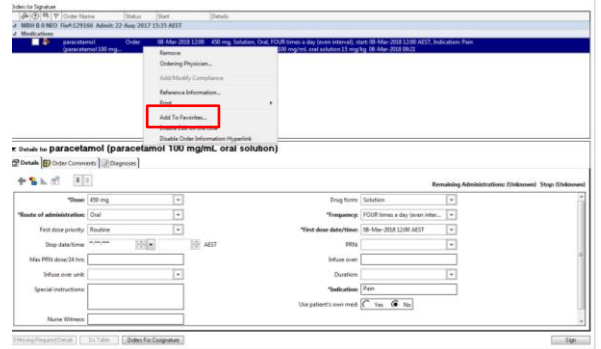


3. Click **Add**.
4. Search for the order that you wish to add to favourites.

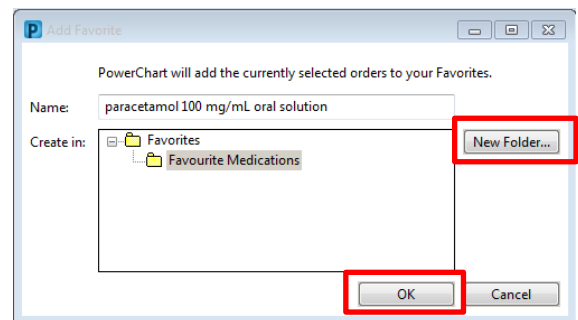


5. Select the appropriate order / order sentence / PowerPlan.
6. Select **Done** on the orders window.

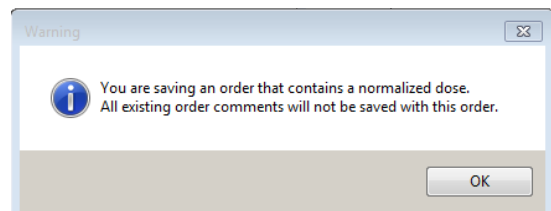
7. Right click on the order you would like to save OR right click on the PowerPlan heading and select **Add to Favourites...**



8. Select the **Favourites** folder OR use the **New Folder** button to create a new folder e.g. "Favourite Medications" and click **OK**.



Note: If saving a medication with a specific dose, you will receive the following warning, indicating that the specific dose will NOT be saved – only the medication and order sentence will be saved.




9. Select **OK**.



10. Continue placing the order as per usual process.
11. Next time you go to place an order, click the **star** icon to view favourites – you can then easily select this order.

Enter name to create sequence:

Search: Type:  Inpatient

Folder: Favorites Search within: All

- Favourite Medications
- My Favorite Plans
- Personal Plans

Folder: Favourite Medic... S

paracetamol 100 mg/mL oral solution
15 mg/kg, Solution, Oral, FOUR times a da...

