



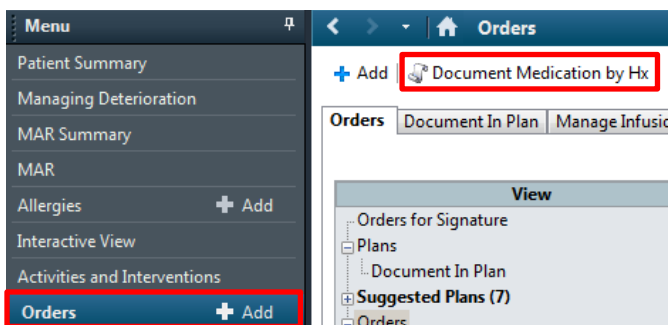
ieMR Advanced

Documenting insulin as a home medication and communicating doses on discharge


Medication Management

Quick reference guide

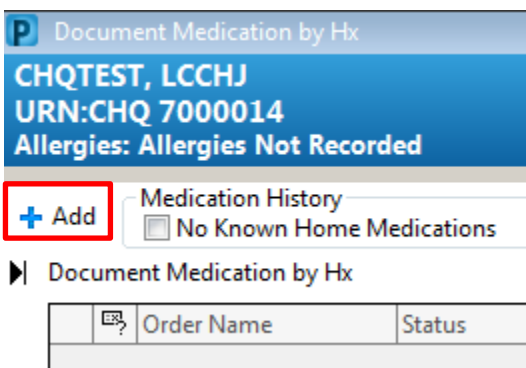
1. Log in to *PowerChart*.
2. Navigate to the *Orders* page.



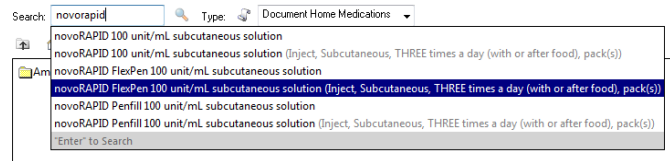
3. Select *Document Medication by Hx*.



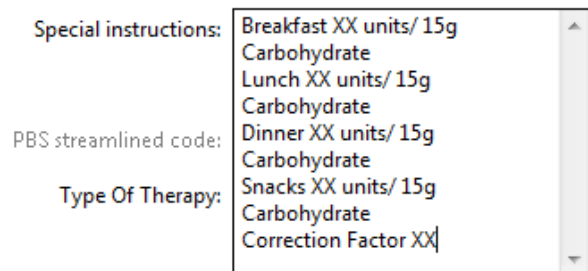
4. Select *+Add*.



5. Search for the appropriate insulin order and order sentence, e.g. Novorapid.



6. In the order entry field, enter information about dosing into *Special Instructions* (see below example).



Note: When a patient is admitted to hospital, subcutaneous insulin will be ordered as part of a PowerPlan/CareSet and therefore, the home medication should **not** be converted from a Documented Home Medication into an inpatient medication order.

Note: At the point of discharge, if a patient does not require any insulin supply (and therefore does not require a prescription) but there are changes to the dose of insulin, the following procedure should be followed:

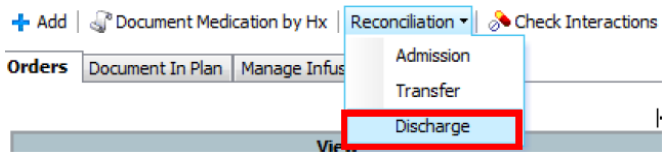
7. Select *Orders* from the *menu*.






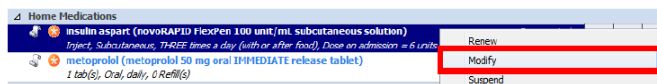
8. From this screen, click on *Reconciliation* and choose *Discharge*.



ieMR Advanced



9. Unlike other medications during the discharge reconciliation process, do not select any of the radio buttons (  ). Instead, right click on the documented home medication and select *Modify*.



10. Now enter information about the dose for discharge into *Special Instructions*.

