



ieMR Advanced

Displaying parent information on patient summary page


Care Delivery

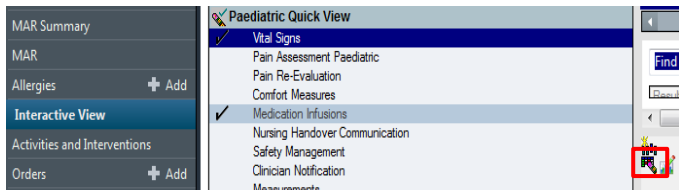
Quick reference guide

Parental information (e.g. name and contact phone number) is not visible in the ieMR.

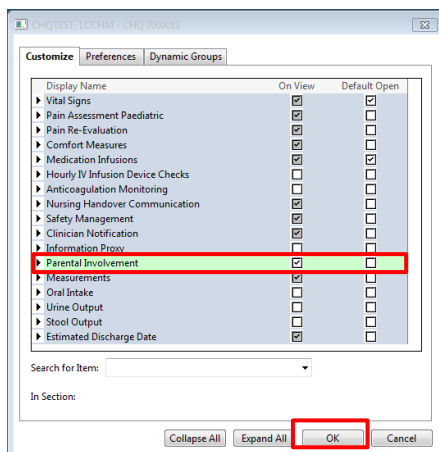
To place this information face-up on the *Patient Summary* page, information should be documented in the *Parental Involvement* tab within Paediatric Quick View and 'flagged'.

To display the Parental Involvement section, complete the following steps:

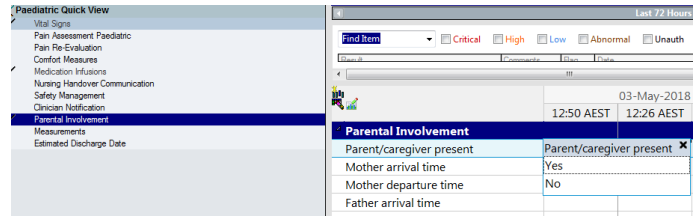
1. Navigate to *Interactive View* and select *Paediatric Quick View*.
2. Customise the view by selecting the lipstick icon .



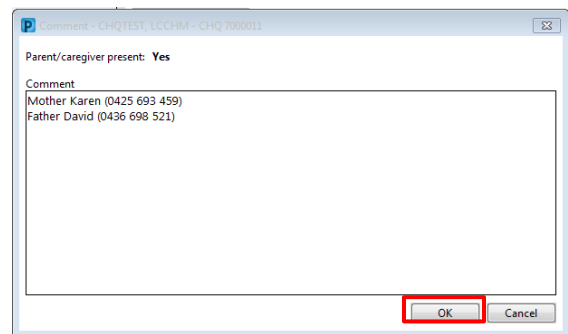
3. Select *Collapse All* in the customise window to condense the view.
4. Locate the *Parental Involvement* heading and select the *On View* checkbox and then *OK*.



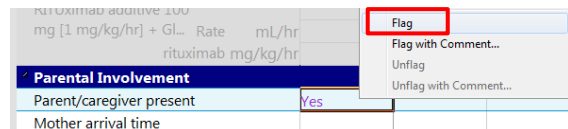
5. Document against the *Parent/caregiver present* cell.
6. Select *yes/no* as appropriate.



7. Once *yes/no* is selected, right click on the cell and select *Add Comment*.
8. Document the parent details in the comment box (see example) and select *OK*.



9. After adding the comment, right click on the cell and select *Flag*.



10. Navigate to the *Patient Summary* page to view the flagged event.



Note: Only the seven most recent flagged events will display on the Patient Summary page. The information will still be visible in the *Parental Involvement* tab.

