

Diagnoses – diagnosis overview

Care Delivery

Quick reference guide

The **Diagnoses and Problems** component is designed to view diagnoses and problems together on the same window. There are four functions served by this component of the medical record:

- Diagnosis
- Problems
- Alerts
- Past medical history

From this component, problems or diagnoses can be added and updated, and problems can be converted to diagnoses (or vice versa).

Diagnoses

Diagnosis is a visit-specific item. **Diagnoses** are those medical conditions, presenting complaints or working diagnosis being addressed in the **current encounter** and not likely to impact on future medical decision making e.g. acute otitis media or urinary tract infection. A condition that is expected to be short-lived should be added to the diagnosis section only.

Note: A **Diagnosis** is relevant to the current encounter only. A **Diagnosis** does not carry over to subsequent encounters and can only be viewed from the encounter relevant to the entry. It will be necessary to enter a new **Diagnosis** for each additional patient encounter.

For every new visit/encounter registered, the diagnosis list will be clear. A diagnosis entered for

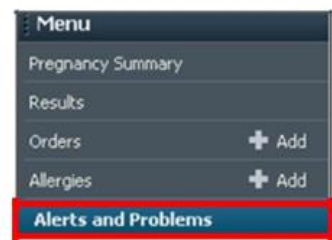
the current encounter will be resolved upon discharge.

Viewing a Diagnosis

To view the diagnosis for a specific encounter, ensure that the appropriate encounter is opened and is active on the patient banner bar.

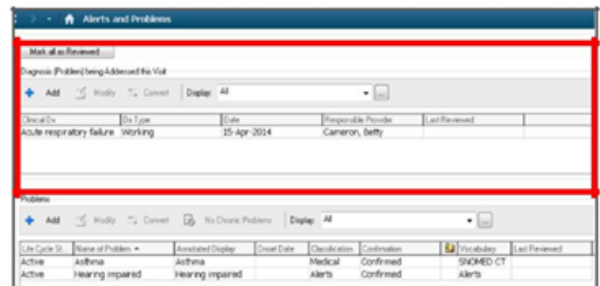
To view a diagnosis:

1. Select **Alerts and Problems** from the patient **Menu**.



The **Alerts and Problems** profile page will display.

The top section of the profile page contains all **diagnoses** for the patient's current encounter.



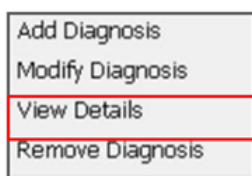
Clinical Dx	Dx Type	Date	Responsible Provider	Last Reviewed
Acute respiratory failure	Working	15-Apr-2014	Cameron, Betty	

To view the details of the diagnosis:

2. Right click on the diagnosis that is to be viewed.

Clinical Dx	Dx Type	Date	Responsible Provider	Last Reviewed
Acute respiratory failure	Working	15-Apr-2014	Cameron, Betty	
Acute myocardial infarct...	Admitting	02-Jul-2014	R2 Senior Medical Offic...	02-Jul-2014
Common variable aga...	Working	02-Jul-2014	R2 Senior Medical Offic...	02-Jul-2014

3. Select **View Details** from the menu.



The **Diagnosis** details pane will open at the bottom of the screen. The details of the diagnosis can be viewed but not modified.

