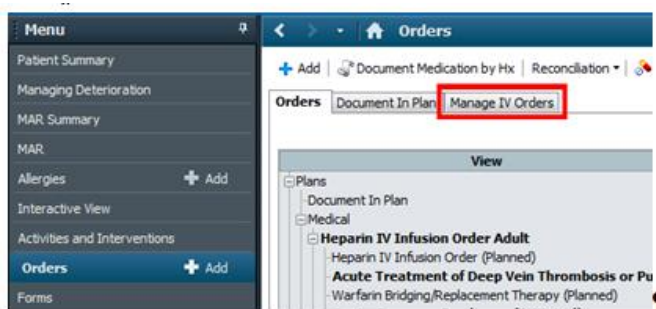


Continuous infusions: manage infusions

Quick reference guide

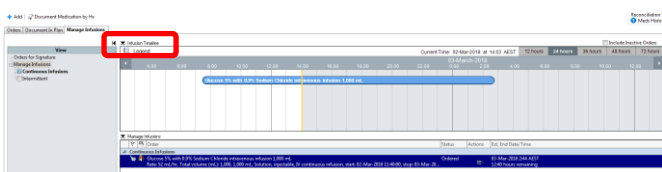
To manage IV Orders, follow the steps below.

1. Click **Orders** from the **Menu**.
2. Select the **Manage IV Orders** tab.

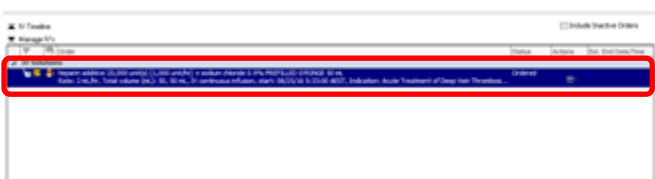


Note: **Manage Infusions** tab provides a view to easily manage all active continuous infusions including IV fluids and IV sequences from the current patient encounter.

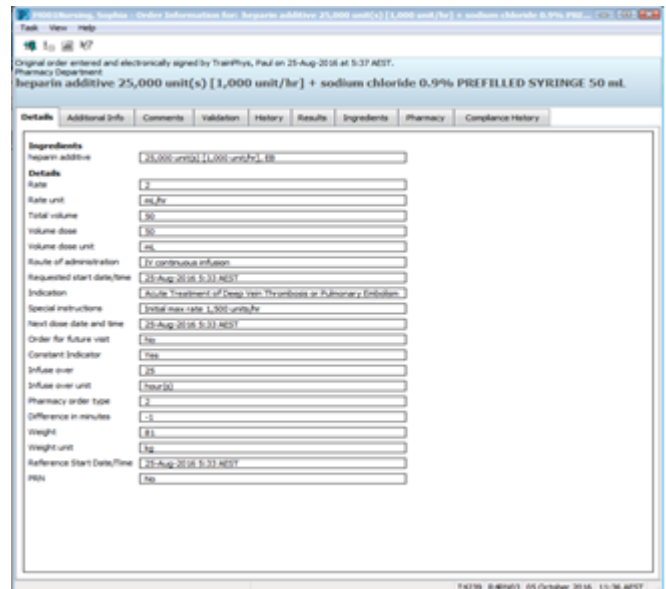
3. To hide the **IV timeline**, click the chevron icon.




4. Click the order.



The **Order Information** window will open to view the order information in details.



5. After reviewing the details, close the order information window by clicking **Exit**  icon.