



ieMR Advanced

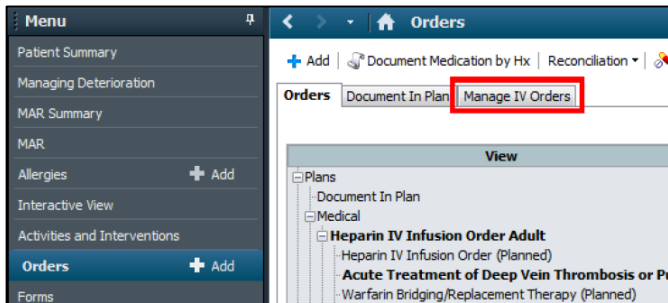
Continuous infusions – manage IV orders

Medication Management


Quick reference guide

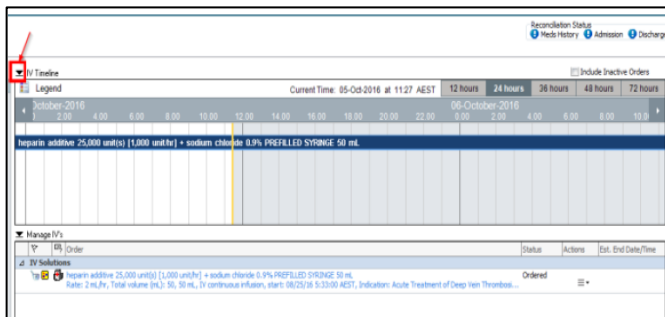
To manage the IV Orders, follow the steps below.

1. Click **Orders** from the **Menu**.
2. Select the **Manage IV Orders** tab.

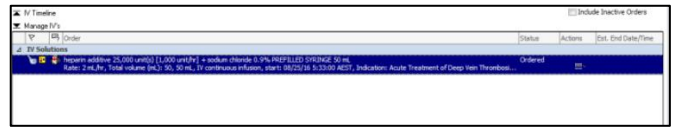


Note: **Manage IV Orders** tab provides a view to easily manage all active Continuous infusions including IV fluids, and IV sequences from the current patient encounter.

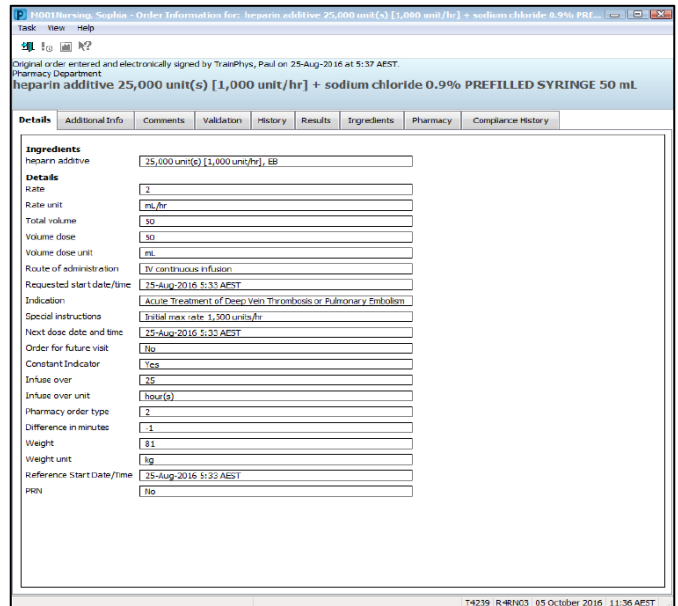
3. Click the chevron icon  to hide the **IV timeline** view.




4. Click the order.



The **Order Information** window will open to view the order information in details.



5. After reviewing the details, close the order information window by clicking **Exit**  icon.

