

Specialty observations – respiratory observations paediatric

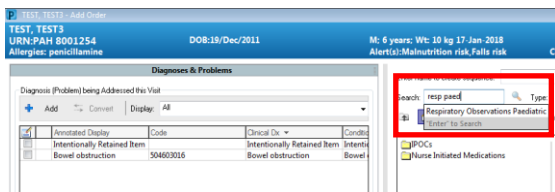
Care Delivery

Quick reference guide

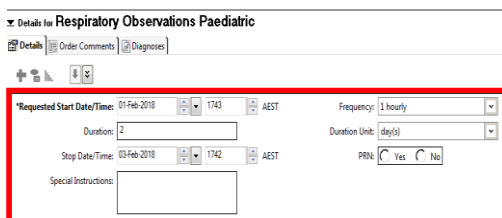
For all patients within LCCH, select the **Paediatric Respiratory Observations** task, regardless of age.

Ordering Respiratory Observations

1. Navigate to the **Orders** tab in the **Menu** and click **+ Add**.
2. Search for “resp paed” in the **Orders search window** and select the **Respiratory Observations Paediatric** order.



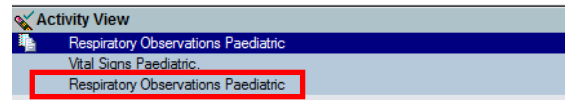
3. Click **Done** on the **Orders window**.
4. Complete the details within the **Order Entry Field (OEF)**, including the **Frequency**, **Duration** and any **Special Instructions**.



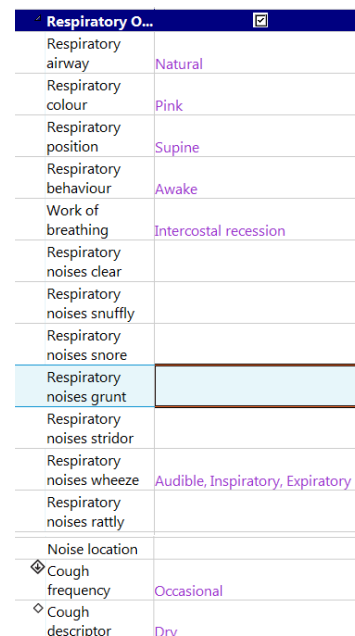
5. Select **Sign** and verify by entering your **password**.

Accessing the Respiratory Observation Task


1. From **Care Compass**, select the **Respiratory Observations Paediatric** task and click **Document** – this will take you to **Activity View** within **Interactive View**.



2. Select the task from activity view and complete the clinically relevant documentation.



| Respiratory O... | |
|----------------------------|----------------------------------|
| Respiratory airway | Natural |
| Respiratory colour | Pink |
| Respiratory position | Supine |
| Respiratory behaviour | Awake |
| Work of breathing | Intercostal recession |
| Respiratory noises clear | |
| Respiratory noises snuffly | |
| Respiratory noises snore | |
| Respiratory noises grunt | |
| Respiratory noises stridor | |
| Respiratory noises wheeze | Audible, Inspiratory, Expiratory |
| Respiratory noises rattly | |
| Noise location | |
| Cough frequency | Occasional |
| Cough descriptor | Dry |

3. Select the green tick  to sign and verify the documentation – the purple text will change to black once verified.